

# 2019 PIRELLI MOTUL VICTORIAN ROAD RACING



## & SUPERMOTO CHAMPIONSHIPS

Round 3 - Phillip Island : 24 & 25 August



### GROUP 2 CLASSES

#### Qualifying

Date: 24/08/19  
Event: Q06  
Weather: Fine - Temp: 12.3C  
Track: Dry

Started at: 10:21:33  
Laps: 15 Min  
Starters: 29  
Printed at: 11:01

### PROVISIONAL CLASSIFICATION

Pos	No	Gr	Name	Class	Machine	Fastest Lap	On Lap	Behind Leader	Behind Prev	Top Speed
1	68	J	Luke POWER / Traction Control	M3/125	Honda NSF 249	1:47.330	6 of 8			221
2	74		Jacob ROULSTONE	M3/125	Honda NSF 250	1:47.740	6 of 8	.410	.410	230
3	81	B	Adam STOCKDALE	F400	Honda CBR 400	1:50.921	5 of 5	3.591	3.181	220
4	43	C	Jesse WOODS / FTSC / Bridgestone Tyres / DW Shipwrights	M3/125	Honda NSF 250	1:51.364	7 of 7	4.034	.443	211
5	15A	J	Leigh McKENZIE	M3/125	Honda RS 125	1:51.681	4 of 4	4.351	.317	212
6	262	B	Kurt LEWIS / Yoghurt Racing / Axle	SM	Husqvarna FS 450	1:52.613	4 of 4	5.283	.932	199
7	95	C	Matthew RINDEL / Top Hat Barber / AMX / Mosquito Helicopters Aust. /	TS	Yamaha R3 321	1:52.793	6 of 8	5.463	.180	206
8	16	J	Josh NODEN / Peter Stevens M-cycles / Starlight Children's	M3/125	Honda NSF 250	1:54.219	7 of 8	6.889	1.426	207
9	81B	C	Max JORDAN / JBR / Hunter Biker	F400	Honda VFR 400	1:54.297	6 of 6	6.967	.078	205
10	99	A	Douglas HALL	SM	Yamaha YZ 450	1:54.424	6 of 7	7.094	.127	207
11	13	C	Andrew HANNAN / AJH Racing	TS	Yamaha R3 321	1:54.584	5 of 8	7.254	.160	197
12	274	B	Dallas O'SULLIVAN / Yoghurt Racing / Axle Armour Track Sliders /	SM	Yamaha YZ 450	1:55.489	5 of 8	8.159	.905	197
13	19B	C	David O'CONNELL / Weatherall	F400	Honda VFR 399	1:55.598	3 of 7	8.268	.109	210
14	3	B	Cori BOURNE / Pedders	SM	Husqvarna FS 450	1:55.927	5 of 8	8.597	.329	201
15	88	C	Joseph MARINELLO / SOS Racing / Race Center / Brushd / Moto	TS	Yamaha R3 300	1:57.008	4 of 8	9.678	1.081	192
16	100	J	Zane KINNA / Dr Mik	TS	Yamaha R3 321	1:57.053	3 of 8	9.723	.045	196
17	69	J	Archie McDONALD / Whitehouse	TS	Yamaha R3 320	1:57.209	6 of 8	9.879	.156	197
18	21	C	Ben ASPLIN	SM	Husqvarna FC 450	1:57.245	7 of 7	9.915	.036	198
19	45	J	Jamie PORT / Yamaha / Ricondi /	TS	Yamaha R3 321	1:57.645	6 of 8	10.315	.400	193
20	73	C	Regan YEATES / Lynch's Garage	250	Honda CBR RR	1:57.666	3 of 5	10.336	.021	195
21	60	C	Christopher DUFFY	250	Honda CBR RR	1:58.769	2 of 6	11.439	1.103	196

Chief Timekeeper - Jake Skate

Clerk of Course - Tony Bolin



**COMPUTIME RACE TIMING SYSTEMS PTY LTD**  
**www.computime.com.au**

E-mail: [scott@computime.com.au](mailto:scott@computime.com.au) / Ph: 0418 17 13 17



# 2019 PIRELLI MOTUL VICTORIAN ROAD RACING



## & SUPERMOTO CHAMPIONSHIPS

Round 3 - Phillip Island : 24 & 25 August



### GROUP 2 CLASSES

#### Qualifying

Date: 24/08/19  
Event: Q06  
Weather: Fine - Temp: 12.3C  
Track: Dry

Started at: 10:21:33  
Laps: 15 Min  
Starters: 29  
Printed at: 11:01

### PROVISIONAL CLASSIFICATION

Pos	No	Gr	Name	Class	Machine	Fastest Lap	On Lap	Behind Leader	Behind Prev	Top Speed
22	31	C	Oliver SHORT / Racelines	TS	Yamaha R3 320	1:58.902	7 of 7	11.572	.133	187
23	40	J	Jeremy CZMOK / Dindins Pet Food	TS	Yamaha R3 321	1:59.166	8 of 8	11.836	.264	185
24	86	C	Aaron DREW /	250	Kawasaki ZXR 250	2:02.815	2 of 7	15.485	3.649	193
25	32	C	Sandy MARTIN / Festiv	250	Suzuki RGV 249	2:03.435	6 of 6	16.105	.620	201
26	75B	B	Richard HEWSON / City Yamaha	250	Honda CBR RR	2:05.665	3 of 4	18.335	2.230	183
27	636	C	Emma DE ROSSI / Tracey Track	250	Honda CBR RR	2:07.603	7 of 7	20.273	1.938	182
28	15	J	Jay MARROCCHINI / High Octane	TS	Kawasaki EX 300	2:09.268	4 of 6	21.938	1.665	188
29	911	C	Greg CHAPMAN	SM	Husqvarna FS 450	2:12.424	7 of 7	25.094	3.156	184

The results are provisional until the end of the time limit for protests and appeals.


Chief Timekeeper - Jake Skate

Clerk of Course - Tony Bolin



**COMPUTIME RACE TIMING SYSTEMS PTY LTD**  
**www.computime.com.au**

E-mail: [scott@computime.com.au](mailto:scott@computime.com.au) / Ph: 0418 17 13 17



# 2019 PIRELLI MOTUL VICTORIAN ROAD RACING



## & SUPERMOTO CHAMPIONSHIPS

Round 3 - Phillip Island : 24 & 25 August



### GROUP 2 CLASSES

#### Qualifying

Date: 24/08/19  
Event: Q06  
Weather: Fine - Temp: 12.3C  
Track: Dry

Started at: 10:21:33  
Laps: 15 Min  
Starters: 29  
Printed at: 11:01

### PROVISIONAL LAP TIMES

No	Name	Lap 1	Lap 2	Lap 3	Lap 4	Lap 5	Lap 6	Lap 7	Lap 8
3	Cori BOURNE	2:05.465	1:56.612	1:56.341	1:56.164	<b>1:55.927</b>	1:56.539	1:56.643	1:57.041
13	Andrew HANNAN	2:06.566	1:56.831	1:55.562	1:56.899	<b>1:54.584</b>	1:55.151	1:55.707	1:56.419
15	Jay MARROCCHINI	2:25.786	2:13.206	2:11.976	<b>2:09.268</b>	2:11.329	2:10.757		
15A	Leigh MCKENZIE	2:00.798	1:53.031	1:52.268	<b>1:51.681</b>				
16	Josh NODEN	2:08.684	1:55.045	1:57.757	1:56.691	1:54.733	1:55.276	<b>1:54.219</b>	1:56.220
19B	David O'CONNELL	2:09.233	1:58.270	<b>1:55.598</b>	1:57.163	1:55.761	1:56.036	1:57.101	
21	Ben ASPLIN	2:08.039	4:20.410	2:11.167	2:00.541	1:58.824	1:57.739	<b>1:57.245</b>	
31	Oliver SHORT	2:11.511	3:14.904	2:00.479	2:00.457	2:00.274	2:00.350	<b>1:58.902</b>	
32	Sandy MARTIN	2:18.118	2:05.656	2:04.165	2:06.679	2:07.062	<b>2:03.435</b>		
40	Jeremy CZMOK	2:12.707	2:01.854	2:00.204	2:00.116	2:00.192	1:59.892	1:59.563	<b>1:59.166</b>
43	Jesse WOODS	2:09.002	1:54.708	2:19.599	1:53.954	1:52.673	1:52.616	<b>1:51.364</b>	
45	Jamie PORT	2:04.713	1:58.074	1:58.053	1:58.465	1:58.283	<b>1:57.645</b>	1:57.916	2:01.226
60	Christopher DUFFY	2:11.182	<b>1:58.769</b>	1:59.606	1:59.454	2:00.456	1:58.872		
68	Luke POWER	1:58.269	1:49.646	1:49.546	1:48.154	1:48.346	<b>1:47.330</b>	1:47.894	1:47.813
69	Archie McDONALD	2:12.734	2:00.206	1:58.335	1:58.400	1:59.747	<b>1:57.209</b>	1:57.931	1:57.763
73	Regan YEATES	2:14.419	2:00.784	<b>1:57.666</b>	1:58.285	1:58.464			
74	Jacob ROULSTONE	2:02.996	1:50.004	1:48.383	1:47.840	1:47.949	<b>1:47.740</b>	1:47.848	1:48.136
75B	Richard HEWSON	2:19.853	2:07.891	<b>2:05.665</b>	2:06.847				
81	Adam STOCKDALE	2:05.302	1:55.212	1:51.830	1:52.387	<b>1:50.921</b>			
81B	Max JORDAN	2:12.816	1:57.713	1:56.219	1:55.920	1:55.403	<b>1:54.297</b>		
86	Aaron DREW	2:12.737	<b>2:02.815</b>	2:05.643	2:04.683	2:05.526	2:05.334	2:06.062	
88	Joseph MARINELLO	2:06.491	1:58.987	1:57.666	<b>1:57.008</b>	1:57.583	1:57.476	1:58.579	1:59.791
95	Matthew RINDEL	2:06.841	1:55.595	1:55.470	1:53.146	1:52.818	<b>1:52.793</b>	1:53.218	1:52.858
99	Douglas HALL	2:12.980	1:58.919	1:56.118	1:55.260	1:55.620	<b>1:54.424</b>	1:55.439	
100	Zane KINNA	2:11.643	2:00.860	<b>1:57.053</b>	1:59.381	1:57.333	1:59.672	1:58.010	1:57.810
262	Kurt LEWIS	2:03.147	1:53.968	1:53.695	<b>1:52.613</b>				
274	Dallas O'SULLIVAN	2:05.636	1:56.262	1:56.863	1:55.531	<b>1:55.489</b>	1:56.127	1:56.490	1:56.402
636	Emma DE ROSSI	2:22.100	2:14.993	2:15.687	2:09.837	2:12.214	2:11.123	<b>2:07.603</b>	
911	Greg CHAPMAN	2:21.552	2:16.306	2:16.957	2:15.234	2:16.439	2:14.462	<b>2:12.424</b>	

The results are provisional until the end of the time limit for protests and appeals.


Chief Timekeeper - Jake Skate

Clerk of Course - Tony Bolin



**COMPUTIME RACE TIMING SYSTEMS PTY LTD**  
**www.computime.com.au**

E-mail: scott@computime.com.au / Ph: 0418 17 13 17



# 2019 PIRELLI MOTUL VICTORIAN ROAD RACING



## & SUPERMOTO CHAMPIONSHIPS

Round 3 - Phillip Island : 24 & 25 August



### GROUP 2 CLASSES

#### Qualifying

Date: 24/08/19  
Event: Q06  
Weather: Fine - Temp: 12.3C  
Track: Dry

Started at: 10:21:33  
Laps: 15 Min  
Starters: 29  
Printed at: 11:01

#### PROVISIONAL SPLIT TIMES

Lap	Split 1	Split 2	Split 3	Split 4	Lap Time	Spd	Lap	Split 1	Split 2	Split 3	Split 4	Lap Time	Spd
<b>3 Cori BOURNE (14th)</b>							6	27.147	34.784	22.213	31.132	1:55.276	201
1	36.112	35.008	22.763	31.582	2:05.465		7	<b>27.096</b>	<b>34.062</b>	21.912	31.149	<b>1:54.219</b>	202
2	28.437	34.258	<b>22.539</b>	31.378	1:56.612	201	8	27.749	34.583	22.314	31.574	1:56.220	204
3	28.016	34.135	22.710	31.480	1:56.341	198	<b>19B David O'CONNELL (13th)</b>						
4	28.268	33.946	22.611	<b>31.339</b>	1:56.164	197	1	37.809	36.524	22.656	32.244	2:09.233	
5	28.044	<b>33.927</b>	22.581	31.375	<b>1:55.927</b>	200	2	28.199	35.577	22.431	32.063	1:58.270	204
6	27.973	34.139	22.775	31.652	1:56.539	196	3	27.211	<b>34.043</b>	<b>22.400</b>	31.944	<b>1:55.598</b>	208
7	<b>27.951</b>	34.278	22.796	31.618	1:56.643	199	4	27.503	34.911	23.356	<b>31.393</b>	1:57.163	210
8	28.203	34.290	22.761	31.787	1:57.041	197	5	<b>27.016</b>	34.444	22.726	31.575	1:55.761	209
<b>13 Andrew HANNAN (11th)</b>							6	27.250	34.761	22.616	31.409	1:56.036	193
1	34.461	35.911	23.295	32.899	2:06.566		7	27.256	34.991	23.025	31.829	1:57.101	207
2	27.626	34.925	22.617	31.663	1:56.831	193	<b>21 Ben ASPLIN (18th)</b>						
3	27.099	34.091	22.883	31.489	1:55.562	196	1	37.263	35.143	23.087	32.546	2:08.039	
4	27.308	34.316	23.204	32.071	1:56.899	197	2	58.907	35.977	23.150	2:22.376	4:20.410	196
5	26.889	<b>33.798</b>	<b>22.541</b>	<b>31.356</b>	<b>1:54.584</b>	195	3	40.429	34.880	22.875	32.983	2:11.167	
6	<b>26.764</b>	34.054	22.800	31.533	1:55.151	195	4	28.609	34.638	22.897	34.397	2:00.541	193
7	27.002	34.271	22.822	31.612	1:55.707	194	5	28.726	34.395	23.043	32.660	1:58.824	198
8	27.262	34.144	22.995	32.018	1:56.419	191	6	<b>28.356</b>	34.378	22.726	32.279	1:57.739	196
<b>15 Jay MARROCCHINI (28th)</b>							7	28.474	<b>34.251</b>	<b>22.607</b>	<b>31.913</b>	<b>1:57.245</b>	195
1	43.260	40.437	25.794	36.295	2:25.786		<b>31 Oliver SHORT (22th)</b>						
2	32.474	39.629	25.034	36.069	2:13.206	182	1	37.541	36.104	24.178	33.688	2:11.511	
3	32.095	38.831	25.275	35.775	2:11.976	186	2	1:42.265	35.787	23.987	32.865	3:14.904	109
4	31.491	<b>38.039</b>	<b>24.587</b>	<b>35.151</b>	<b>2:09.268</b>	186	3	28.893	35.356	23.657	32.573	2:00.479	185
5	<b>31.205</b>	39.136	24.953	36.035	2:11.329	188	4	28.466	35.412	23.807	32.772	2:00.457	187
6	31.517	38.649	24.812	35.779	2:10.757	185	5	<b>28.104</b>	35.354	23.932	32.884	2:00.274	186
<b>15A Leigh McKENZIE (5th)</b>							6	28.119	35.189	23.739	33.303	2:00.350	187
1	34.846	33.794	<b>21.580</b>	30.578	2:00.798		7	28.167	<b>34.821</b>	<b>23.493</b>	<b>32.421</b>	<b>1:58.902</b>	187
2	26.808	33.556	21.897	30.770	1:53.031	212	<b>32 Sandy MARTIN (25th)</b>						
3	<b>26.554</b>	33.786	21.691	<b>30.237</b>	1:52.268	205	1	38.790	40.360	24.479	34.489	2:18.118	
4	26.678	<b>33.032</b>	21.692	30.279	<b>1:51.681</b>	206	2	29.427	37.341	<b>24.447</b>	34.441	2:05.656	199
<b>16 Josh NODEN (8th)</b>							3	29.165	36.748	24.965	<b>33.287</b>	2:04.165	199
1	36.333	36.952	23.202	32.197	2:08.684		4	<b>28.235</b>	39.215	25.123	34.106	2:06.679	199
2	27.443	34.476	<b>21.852</b>	31.274	1:55.045	204	5	29.296	38.150	25.616	34.000	2:07.062	200
3	27.254	35.033	22.733	32.737	1:57.757	207	6	28.726	<b>35.949</b>	25.196	33.564	<b>2:03.435</b>	201
4	27.606	34.760	22.209	32.116	1:56.691	201	<b>40 Jeremy CZMOK (23th)</b>						
5	27.342	34.189	22.330	<b>30.872</b>	1:54.733	205							


*[Signature]*  
Chief Timekeeper - Jake Skate

*[Signature]*  
Clerk of Course - Tony Bolin



**COMPUTIME RACE TIMING SYSTEMS PTY LTD**  
**www.computime.com.au**

E-mail: scott@computime.com.au / Ph: 0418 17 13 17





# 2019 PIRELLI MOTUL VICTORIAN ROAD RACING



## & SUPERMOTO CHAMPIONSHIPS

Round 3 - Phillip Island : 24 & 25 August



### GROUP 2 CLASSES

#### Qualifying

Started at: 10:21:33

Laps: 15 Min

Starters: 29

Printed at: 11:01

Date: 24/08/19

Event: Q06

Weather: Fine - Temp: 12.3C

Track: Dry

### PROVISIONAL SPLIT TIMES

Lap	Split 1	Split 2	Split 3	Split 4	Lap Time	Spd	Lap	Split 1	Split 2	Split 3	Split 4	Lap Time	Spd
1	39.249	36.881	23.442	33.135	2:12.707		4	25.900	31.859	21.025	29.370	1:48.154	221
2	29.772	36.073	23.479	32.530	2:01.854	185	5	25.847	32.135	21.115	29.249	1:48.346	219
3	28.891	35.071	23.617	32.625	2:00.204	184	6	25.686	<b>31.764</b>	<b>20.762</b>	29.118	<b>1:47.330</b>	220
4	28.619	35.193	23.555	32.749	2:00.116	185	7	<b>25.614</b>	31.932	20.844	29.504	1:47.894	220
5	28.913	35.070	23.825	32.384	2:00.192	184	8	25.677	32.066	21.075	<b>28.995</b>	1:47.813	220
6	28.628	<b>34.998</b>	23.838	32.428	1:59.892	184	<b>69 Archie McDONALD (17th)</b>						
7	<b>28.422</b>	35.256	23.570	32.315	1:59.563	184	1	39.336	36.901	23.521	32.976	2:12.734	
8	28.659	35.084	<b>23.395</b>	<b>32.028</b>	<b>1:59.166</b>	184	2	29.277	34.911	23.435	32.583	2:00.206	191
<b>43 Jesse WOODS (4th)</b>							3	28.732	34.163	23.271	32.169	1:58.335	196
1	38.743	36.045	22.878	31.336	2:09.002		4	28.336	34.149	23.700	32.215	1:58.400	197
2	27.161	33.817	22.663	31.067	1:54.708	210	5	27.872	<b>33.852</b>	<b>22.686</b>	35.337	1:59.747	194
3	27.005	51.829	28.369	32.396	2:19.599	209	6	27.880	34.100	23.131	32.098	<b>1:57.209</b>	190
4	27.091	33.503	22.897	30.463	1:53.954	206	7	27.896	34.697	23.277	<b>32.061</b>	1:57.931	196
5	26.790	33.347	22.322	30.214	1:52.673	209	8	<b>27.634</b>	34.657	23.098	32.374	1:57.763	194
6	26.773	33.614	21.976	30.253	1:52.616	211	<b>73 Regan YEATES (20th)</b>						
7	<b>26.673</b>	<b>32.981</b>	<b>21.724</b>	<b>29.986</b>	<b>1:51.364</b>	211	1	40.638	36.604	24.169	33.008	2:14.419	
<b>45 Jamie PORT (19th)</b>							2	28.764	36.411	<b>23.234</b>	32.375	2:00.784	192
1	34.573	34.769	23.162	32.209	2:04.713		3	<b>27.256</b>	<b>34.833</b>	23.276	32.301	<b>1:57.666</b>	195
2	27.994	<b>34.222</b>	<b>23.014</b>	32.844	1:58.074	193	4	27.389	34.904	23.664	32.328	1:58.285	193
3	28.141	34.366	23.363	32.183	1:58.053	192	5	27.698	35.024	23.656	<b>32.086</b>	1:58.464	192
4	28.580	34.583	23.037	32.265	1:58.465	192	<b>74 Jacob ROULSTONE (2nd)</b>						
5	28.262	34.513	23.407	32.101	1:58.283	192	1	38.962	32.943	21.174	29.917	2:02.996	
6	<b>27.795</b>	34.257	23.317	32.276	<b>1:57.645</b>	193	2	26.586	32.392	20.958	30.068	1:50.004	225
7	28.113	34.418	23.348	<b>32.037</b>	1:57.916	190	3	26.222	<b>31.441</b>	21.149	29.571	1:48.383	225
8	28.224	34.375	23.301	35.326	2:01.226	193	4	26.007	31.813	20.590	<b>29.430</b>	1:47.840	226
<b>60 Christopher DUFFY (21th)</b>							5	25.908	31.510	20.741	29.790	1:47.949	230
1	38.236	37.005	<b>23.231</b>	32.710	2:11.182		6	25.984	31.453	<b>20.529</b>	29.774	<b>1:47.740</b>	226
2	27.989	<b>34.968</b>	23.356	32.456	<b>1:58.769</b>	196	7	<b>25.888</b>	31.487	20.819	29.654	1:47.848	228
3	28.336	35.226	23.273	32.771	1:59.606	193	8	26.043	31.661	20.816	29.616	1:48.136	224
4	28.136	35.440	23.400	32.478	1:59.454	192	<b>75B Richard HEWSON (26th)</b>						
5	28.249	35.988	23.818	32.401	2:00.456	196	1	40.710	39.045	25.231	34.867	2:19.853	
6	<b>27.854</b>	35.432	23.274	<b>32.312</b>	1:58.872	193	2	30.142	38.032	24.884	34.833	2:07.891	180
<b>68 Luke POWER (1st)</b>							3	<b>29.213</b>	<b>36.801</b>	24.764	34.887	<b>2:05.665</b>	182
1	33.161	33.251	21.568	30.289	1:58.269		4	29.709	37.897	<b>24.573</b>	<b>34.668</b>	2:06.847	181
2	26.887	32.128	21.098	29.533	1:49.646	216	<b>81 Adam STOCKDALE (3rd)</b>						
3	26.408	32.601	21.086	29.451	1:49.546	220							


*[Signature]*  
Chief Timekeeper - Jake Skate

*[Signature]*  
Clerk of Course - Tony Bolin



COMPUTIME RACE TIMING SYSTEMS PTY LTD  
www.computime.com.au

E-mail: scott@computime.com.au / Ph: 0418 17 13 17



# 2019 PIRELLI MOTUL VICTORIAN ROAD RACING



## & SUPERMOTO CHAMPIONSHIPS

Round 3 - Phillip Island : 24 & 25 August



### GROUP 2 CLASSES

#### Qualifying

Started at: 10:21:33

Laps: 15 Min

Starters: 29

Printed at: 11:01

Date: 24/08/19  
Event: Q06  
Weather: Fine - Temp: 12.3C  
Track: Dry

#### PROVISIONAL SPLIT TIMES

Lap	Split 1	Split 2	Split 3	Split 4	Lap Time	Spd	Lap	Split 1	Split 2	Split 3	Split 4	Lap Time	Spd
1	36.516	33.661	23.591	31.534	2:05.302		7	26.749	33.261	22.412	30.796	1:53.218	202
2	28.216	33.912	21.911	31.173	1:55.212	219	8	26.717	<b>33.140</b>	22.057	30.944	1:52.858	198
3	26.719	33.018	21.645	30.448	1:51.830	216							
4	26.725	32.921	21.606	31.135	1:52.387	217							
5	<b>26.415</b>	<b>32.680</b>	<b>21.485</b>	<b>30.341</b>	<b>1:50.921</b>	220							
<b>81B Max JORDAN (9th)</b>							<b>99 Douglas HALL (10th)</b>						
1	40.464	36.412	23.170	32.770	2:12.816		1	41.000	36.216	23.094	32.670	2:12.980	
2	28.325	34.565	22.627	32.196	1:57.713	205	2	28.695	35.557	22.380	32.287	1:58.919	201
3	27.511	34.494	22.523	31.691	1:56.219	202	3	27.877	34.167	22.378	31.696	1:56.118	206
4	27.538	33.936	22.425	32.021	1:55.920	202	4	27.303	34.087	<b>22.167</b>	31.703	1:55.260	203
5	27.486	34.169	<b>22.332</b>	31.416	1:55.403	201	5	27.316	34.652	22.432	<b>31.220</b>	1:55.620	203
6	<b>27.151</b>	<b>33.497</b>	22.333	<b>31.316</b>	<b>1:54.297</b>	201	6	27.199	<b>33.695</b>	22.304	31.226	<b>1:54.424</b>	206
<b>86 Aaron DREW (24th)</b>							<b>100 Zane KINNA (16th)</b>						
1	36.801	37.698	<b>24.066</b>	34.172	2:12.737		1	39.302	36.486	23.479	32.376	2:11.643	
2	<b>28.399</b>	<b>36.092</b>	24.194	<b>34.130</b>	<b>2:02.815</b>	193	2	28.462	35.957	23.563	32.878	2:00.860	188
3	29.411	37.255	24.582	34.395	2:05.643	187	3	27.657	35.085	<b>22.358</b>	31.953	<b>1:57.053</b>	196
4	29.082	36.664	24.705	34.232	2:04.683	185	4	27.385	35.776	23.980	32.240	1:59.381	194
5	29.243	36.895	24.966	34.422	2:05.526	188	5	<b>26.986</b>	34.769	23.105	32.473	1:57.333	195
6	28.863	37.480	24.824	34.167	2:05.334	186	6	27.964	35.519	23.599	32.590	1:59.672	189
7	29.152	37.376	25.174	34.360	2:06.062	187	7	27.686	35.496	22.980	<b>31.848</b>	1:58.010	190
<b>88 Joseph MARINELLO (15th)</b>							<b>262 Kurt LEWIS (6th)</b>						
1	34.945	35.732	23.253	32.561	2:06.491		1	34.719	34.703	22.444	31.281	2:03.147	
2	28.080	35.421	23.074	32.412	1:58.987	190	2	26.990	33.537	22.341	31.100	1:53.968	199
3	27.947	34.569	23.207	31.943	1:57.666	191	3	26.930	33.432	22.381	30.952	1:53.695	199
4	<b>27.700</b>	34.583	<b>22.850</b>	<b>31.875</b>	<b>1:57.008</b>	191	4	<b>26.891</b>	<b>33.107</b>	<b>22.138</b>	<b>30.477</b>	<b>1:52.613</b>	199
5	27.839	34.532	23.001	32.211	1:57.583	191	<b>274 Dallas O'SULLIVAN (12th)</b>						
6	27.772	<b>34.227</b>	23.206	32.271	1:57.476	192	1	35.709	35.145	22.832	31.950	2:05.636	
7	28.123	34.777	23.401	32.278	1:58.579	192	2	28.184	33.885	<b>22.280</b>	31.913	1:56.262	195
8	27.802	34.463	23.007	34.519	1:59.791	192	3	28.034	33.951	23.175	31.703	1:56.863	194
<b>95 Matthew RINDEL (7th)</b>							<b>636 Emma DE ROSSI (27th)</b>						
1	36.641	35.625	23.081	31.494	2:06.841		1	41.633	39.331	25.816	35.320	2:22.100	
2	27.803	34.181	<b>22.028</b>	31.583	1:55.595	198	2						
3	27.162	34.294	22.438	31.576	1:55.470	206	3	27.782	33.803	22.446	31.500	1:55.531	197
4	26.792	33.270	22.565	<b>30.519</b>	1:53.146	205	4	27.808	<b>33.686</b>	22.603	<b>31.392</b>	<b>1:55.489</b>	193
5	<b>26.388</b>	33.348	22.159	30.923	1:52.818	198	5	<b>27.683</b>	34.218	22.723	31.503	1:56.127	196
6	26.535	33.246	22.448	30.564	<b>1:52.793</b>	197	6	27.771	33.953	23.229	31.537	1:56.490	194
							7	27.771	33.953	23.229	31.537	1:56.490	194
							8	28.198	33.956	22.730	31.518	1:56.402	197

*[Signature]*  
Chief Timekeeper - Jake Skate

*[Signature]*  
Clerk of Course - Tony Bolin



**COMPUTIME RACE TIMING SYSTEMS PTY LTD**  
**www.computime.com.au**

E-mail: scott@computime.com.au / Ph: 0418 17 13 17



# 2019 PIRELLI MOTUL VICTORIAN ROAD RACING



## & SUPERMOTO CHAMPIONSHIPS

Round 3 - Phillip Island : 24 & 25 August



### GROUP 2 CLASSES

#### Qualifying

Date: 24/08/19  
Event: Q06  
Weather: Fine - Temp: 12.3C  
Track: Dry

Started at: 10:21:33  
Laps: 15 Min  
Starters: 29  
Printed at: 11:01

#### PROVISIONAL SPLIT TIMES

Lap	Split 1	Split 2	Split 3	Split 4	Lap Time	Spd	Lap	Split 1	Split 2	Split 3	Split 4	Lap Time	Spd
2	33.046	38.861	25.187	37.899	2:14.993	164	2	32.729	39.782	26.810	36.985	2:16.306	183
3	31.990	39.543	27.127	37.027	2:15.687	178	3	32.680	40.043	27.313	36.921	2:16.957	182
4	31.402	37.816	<b>24.966</b>	35.653	2:09.837	182	4	32.702	39.416	<b>26.209</b>	36.907	2:15.234	180
5	31.332	38.796	25.157	36.929	2:12.214	179	5	32.667	39.461	27.291	37.020	2:16.439	184
6	31.667	38.572	25.117	35.767	2:11.123	180	6	32.254	39.000	26.808	36.400	2:14.462	178
7	<b>31.211</b>	<b>36.613</b>	25.203	<b>34.576</b>	<b>2:07.603</b>	182	7	<b>31.521</b>	<b>38.159</b>	26.452	<b>36.292</b>	<b>2:12.424</b>	182

911 Greg CHAPMAN (29th)

1	38.211	39.993	27.051	36.297	2:21.552
---	--------	--------	--------	--------	----------

The results are provisional until the end of the time limit for protests and appeals.

Chief Timekeeper - Jake Skate

Clerk of Course - Tony Bolin



**COMPUTIME RACE TIMING SYSTEMS PTY LTD**  
**www.computime.com.au**

E-mail: [scott@computime.com.au](mailto:scott@computime.com.au) / Ph: 0418 17 13 17



# 2019 PIRELLI MOTUL VICTORIAN ROAD RACING



## & SUPERMOTO CHAMPIONSHIPS

Round 3 - Phillip Island : 24 & 25 August



### GROUP 2 CLASSES

#### Qualifying

Date: 24/08/19  
Event: Q06  
Weather: Fine - Temp: 12.3C  
Track: Dry

Started at: 10:21:33  
Laps: 15 Min  
Starters: 29  
Printed at: 11:01

### PROVISIONAL FASTEST LAPS SEQUENCE

Race Time	No	Name	Machine	Fastest Lap	On Lap
2:05.039	15A	Leigh McKENZIE	Honda RS 125	2:00.798	1
3:03.940	68	Luke POWER	Honda NSF 249	1:58.269	1
3:58.070	15A	Leigh McKENZIE	Honda RS 125	1:53.031	2
4:38.558	74	Jacob ROULSTONE	Honda NSF 250	1:50.004	2
4:53.586	68	Luke POWER	Honda NSF 249	1:49.646	2
6:26.941	74	Jacob ROULSTONE	Honda NSF 250	1:48.383	3
8:14.781	74	Jacob ROULSTONE	Honda NSF 250	1:47.840	4
11:50.470	74	Jacob ROULSTONE	Honda NSF 250	1:47.740	6
12:06.962	68	Luke POWER	Honda NSF 249	1:47.330	6

The results are provisional until the end of the time limit for protests and appeals.

Chief Timekeeper - Jake Skate

Clerk of Course - Tony Bolin



**COMPUTIME RACE TIMING SYSTEMS PTY LTD**  
**www.computime.com.au**

E-mail: [scott@computime.com.au](mailto:scott@computime.com.au) / Ph: 0418 17 13 17





# 2019 PIRELLI MOTUL VICTORIAN ROAD RACING



## & SUPERMOTO CHAMPIONSHIPS

Round 3 - Phillip Island : 24 & 25 August



### GROUP 2 CLASSES

#### Qualifying

Date: 24/08/19  
Event: Q06  
Weather: Fine - Temp: 12.3C  
Track: Dry

Started at: 10:21:33  
Laps: 15 Min  
Starters: 29  
Printed at: 11:01

### PROVISIONAL BEST PARTIAL TIMES

Pos	Split 1		Split 2		Split 3		Split 4		LAP		Ideal	Fastest
	Name	Time	Name	Time	Name	Time	Name	Time	Name			
1	L. POWER	25.614	J. ROULSTON	31.441	J. ROULSTON	20.529	L. POWER	28.995	L. POWER	1:47.135	1:47.330	
2	J. ROULSTON	25.888	L. POWER	31.764	L. POWER	20.762	J. ROULSTON	29.430	J. ROULSTON	1:47.288	1:47.740	
3	M. RINDEL	26.388	A. STOCKDAL	32.680	A. STOCKDAL	21.485	J. WOODS	29.986	A. STOCKDA	1:50.921	1:50.921	
4	A. STOCKDAL	26.415	J. WOODS	32.981	L. McKENZIE	21.580	L. McKENZIE	30.237	J. WOODS	1:51.364	1:51.364	
5	L. McKENZIE	26.554	L. McKENZIE	33.032	J. WOODS	21.724	A. STOCKDAL	30.341	L. McKENZIE	1:51.403	1:51.681	
6	J. WOODS	26.673	K. LEWIS	33.107	J. NODEN	21.852	K. LEWIS	30.477	M. RINDEL	1:52.075	1:52.793	
7	A. HANNAN	26.764	M. RINDEL	33.140	M. RINDEL	22.028	M. RINDEL	30.519	K. LEWIS	1:52.498	1:52.613	
8	K. LEWIS	26.776	M. JORDAN	33.497	K. LEWIS	22.138	J. NODEN	30.872	J. NODEN	1:53.882	1:54.219	
9	Z. KINNA	26.986	D. O'SULLIVA	33.686	D. HALL	22.167	D. HALL	31.220	D. HALL	1:54.187	1:54.424	
10	D. O'CONNEL	27.016	D. HALL	33.695	D. O'SULLIVA	22.280	M. JORDAN	31.316	M. JORDAN	1:54.296	1:54.297	
11	J. NODEN	27.096	A. HANNAN	33.798	M. JORDAN	22.332	C. BOURNE	31.339	A. HANNAN	1:54.459	1:54.584	
12	D. HALL	27.105	A. McDONALD	33.852	Z. KINNA	22.358	A. HANNAN	31.356	D. O'CONNEL	1:54.852	1:55.598	
13	M. JORDAN	27.151	C. BOURNE	33.927	D. O'CONNEL	22.400	D. O'SULLIVA	31.392	D. O'SULLIVA	1:55.041	1:55.489	
14	R. YEATES	27.256	D. O'CONNEL	34.043	C. BOURNE	22.539	D. O'CONNEL	31.393	C. BOURNE	1:55.756	1:55.927	
15	A. McDONALD	27.634	J. NODEN	34.062	A. HANNAN	22.541	Z. KINNA	31.848	Z. KINNA	1:55.929	1:57.053	
16	D. O'SULLIVA	27.683	J. PORT	34.222	B. ASPLIN	22.607	J. MARINELL	31.875	A. McDONAL	1:56.233	1:57.209	
17	J. MARINELL	27.700	J. MARINELL	34.227	A. McDONALD	22.686	B. ASPLIN	31.913	J. MARINELL	1:56.652	1:57.008	
18	J. PORT	27.795	B. ASPLIN	34.251	J. MARINELL	22.850	J. CZMOK	32.028	J. PORT	1:57.068	1:57.645	
19	C. DUFFY	27.854	Z. KINNA	34.737	J. PORT	23.014	J. PORT	32.037	B. ASPLIN	1:57.127	1:57.245	
20	C. BOURNE	27.951	O. SHORT	34.821	C. DUFFY	23.231	A. McDONALD	32.061	R. YEATES	1:57.409	1:57.666	
21	O. SHORT	28.104	R. YEATES	34.833	R. YEATES	23.234	R. YEATES	32.086	C. DUFFY	1:58.365	1:58.769	
22	S. MARTIN	28.235	C. DUFFY	34.968	J. CZMOK	23.395	C. DUFFY	32.312	O. SHORT	1:58.839	1:58.902	
23	B. ASPLIN	28.356	J. CZMOK	34.998	O. SHORT	23.493	O. SHORT	32.421	J. CZMOK	1:58.843	1:59.166	
24	A. DREW	28.399	S. MARTIN	35.949	A. DREW	24.066	S. MARTIN	33.287	S. MARTIN	2:01.918	2:03.435	
25	J. CZMOK	28.422	A. DREW	36.092	S. MARTIN	24.447	A. DREW	34.130	A. DREW	2:02.687	2:02.815	
26	R. HEWSON	29.213	E. DE ROSSI	36.613	R. HEWSON	24.573	E. DE ROSSI	34.576	R. HEWSON	2:05.255	2:05.665	
27	J. MARROCC	31.205	R. HEWSON	36.801	J. MARROCC	24.587	R. HEWSON	34.668	E. DE ROSSI	2:07.366	2:07.603	
28	E. DE ROSSI	31.211	J. MARROCC	38.039	E. DE ROSSI	24.966	J. MARROCC	35.151	J. MARROCC	2:08.982	2:09.268	
29	G. CHAPMAN	31.521	G. CHAPMAN	38.159	G. CHAPMAN	26.209	G. CHAPMAN	36.292	G. CHAPMAN	2:12.181	2:12.424	

The results are provisional until the end of the time limit for protests and appeals.

Chief Timekeeper - Jake Skate

Clerk of Course - Tony Bolin



**COMPUTIME RACE TIMING SYSTEMS PTY LTD**  
**www.computime.com.au**

E-mail: [scott@computime.com.au](mailto:scott@computime.com.au) / Ph: 0418 17 13 17



# 2019 PIRELLI MOTUL VICTORIAN ROAD RACING



## & SUPERMOTO CHAMPIONSHIPS

Round 3 - Phillip Island : 24 & 25 August



### GROUP 2 CLASSES RACE 1 (Event 2)

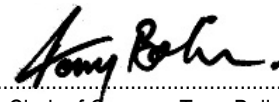
Date: 24/08/19  
Event: Q06  
Weather: Fine - Temp: 12.3C  
Track: Dry

Started at: 10:21:33  
Laps: 15 Min  
Starters: 29  
Printed at: 11:01

### PROVISIONAL GRID SHEET

Pos	Class	Name	Time
1	1	68 L. POWER	1:47.330
	2	74 J. ROULSTONE	1:47.740
	3	81 A. STOCKDALE	1:50.921
2	4	43 J. WOODS	1:51.364
	5	15A L. MCKENZIE	1:51.681
	6	262 K. LEWIS	1:52.613
3	7	95 M. RINDEL	1:52.793
	8	16 J. NODEN	1:54.219
	9	81B M. JORDAN	1:54.297
4	10	99 D. HALL	1:54.424
	11	13 A. HANNAN	1:54.584
	12	274 D. O'SULLIVA	1:55.489
5	13	19B D. O'CONNEL	1:55.598
	14	3 C. BOURNE	1:55.927
	15	88 J. MARINELLO	1:57.008
6	16	100 Z. KINNA	1:57.053
	17	69 A. McDONALD	1:57.209
	18	21 B. ASPLIN	1:57.245
7	19	45 J. PORT	1:57.645
	20	73 R. YEATES	1:57.666
	21	60 C. DUFFY	1:58.769
8	22	31 O. SHORT	1:58.902
	23	40 J. CZMOK	1:59.166
	24	86 A. DREW	2:02.815
9	25	32 S. MARTIN	2:03.435
	26	75B R. HEWSON	2:05.665
	27	636 E. DE ROSSI	2:07.603
10	28	15 J. MARROCCHIN	2:09.268
	29	911 G. CHAPMAN	2:12.424

  
Chief Timekeeper - Jake Skate

  
Clerk of Course - Tony Bolin



COMPUTIME RACE TIMING SYSTEMS PTY LTD  
[www.computime.com.au](http://www.computime.com.au)

E-mail: [scott@computime.com.au](mailto:scott@computime.com.au) / Ph: 0418 17 13 17

